



2024 Abuse, Neglect & Exploitation

This training informs you what is abuse, neglect and exploitation and how to recognize them along with resources for reporting these issues and resources for victims.

NOTE: If you feel the content will be too triggering to review, after completing the Reporting and resources for abuse, neglect, and exploitation section, you may navigate to and complete the Wrap up.

To begin, click **Getting started** from the menu below.

INTRODUCTION



[Getting started](#)



[Welcome to training](#)

TRAINING



[Reporting and resources for abuse, neglect, and exploitation](#)



[What is abuse, neglect and exploitation](#)



[Recognizing abuse, neglect, and exploitation](#)

CONCLUSION

 [Wrap Up](#)

Getting started

NOTE: If you feel the content will be too triggering to review, after completing the Reporting and resources for abuse, neglect, and exploitation section, you may navigate to and complete the Wrap up.

Zoom

LEGAL STATEMENT

**TRAINING
DISCLAIMER**

**CONFIDENTIAL
PROPRIETARY
STATEMENT**

If needed, the web page can be enlarged or reduced in size to better view and read text by holding down the "ctrl" key on the keyboard while rolling the scrolling wheel on the mouse. For laptops with no mouse, use the pinch to zoom feature on the touchpad. Zoom options are also available in the webpage settings.

ZOOM	LEGAL STATEMENT	TRAINING DISCLAIMER	CONFIDENTIAL PROPRIETARY STATEMENT
<p>You should always be very careful, whether in training or on the job, to use protected information only as permitted by law and in accordance with company policies. If you are not sure whether you can use protected information in a specific situation, consult your supervisor, Compliance, Privacy, or Legal department. If in doubt, ask first. Immediately report any information you have that protected information was used improperly to your supervisor, Compliance, Legal or Privacy Office.</p>			
ZOOM	LEGAL STATEMENT	TRAINING DISCLAIMER	CONFIDENTIAL PROPRIETARY STATEMENT
<p>Changes to business policies and procedures may cause the information provided in this guide to become out-of-date. Information provided in training should not be used as your sole source of guidance regarding how to perform your job to quality standards. Always refer to the policy and procedure documentation provided to you within your business unit and/or consult with your manager or team lead if you have any questions and to validate sources of truth.</p> <p>External links or websites appearing in this document are provided for convenience only. Their appearance in this training document is not to be used as an explicit or implicit reference as being a source of truth.</p>			
ZOOM	LEGAL STATEMENT	TRAINING DISCLAIMER	CONFIDENTIAL PROPRIETARY STATEMENT

All specific written procedures, documents, records, work products, or manuals prepared by Optum training shall remain the property of Optum and shall be treated as confidential and proprietary information. Optum prohibits unauthorized use or distribution of this material.



This course contains audio.



KnowledgeNow and other resources are used in this training.



There are non-graded knowledge check questions scattered throughout this training.



This course takes about 20 minutes to complete.



Is your sound working?

There are videos in this course that contain sound. Make sure your sound is working.

Welcome to training

Purpose

A background image for the 'Purpose' section showing a dart hitting the bullseye of a target. The dart is black with a silver barrel and a black flight. The target is a circular board with concentric rings, and the bullseye is the center. The background is a soft, out-of-focus blue and grey.

This course covers:

- **The policies and reporting of abuse, neglect and exploitation.**
- **A general overview of abuse, neglect and exploitation.**
- **Recognizing the symptoms of abuse, neglect and exploitation.**



By the end of the training you will be able to say, yes I can...

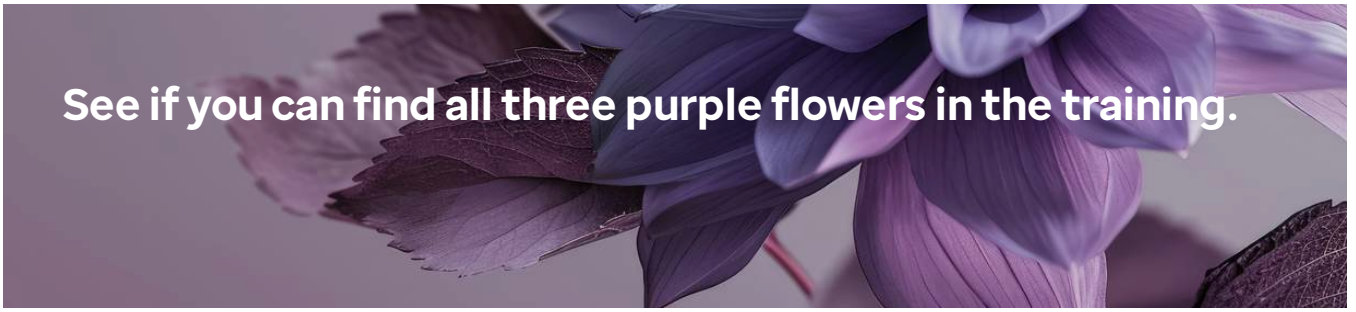
1. Locate policies for and know how to report suspected abuse, neglect and exploitation.
2. Describe the major types of abuse, neglect and exploitation.
3. Recognize the general signs of abuse, neglect, and exploitation.
4. Identify key risk factors and specific signs for children, elderly, and domestic partners.

Can you find it?

Throughout this course you will find three different purple flowers. Purple means you stand against domestic violence.



See if you can find all three purple flowers in the training.



Reporting and resources for abuse, neglect, and exploitation

Watch the video to learn what to do when you witness or suspect abuse, neglect, or exploitation.



Video note:

The video below contains background music without narration. Before the video starts (or at any point during the video), you can mute the music and read the information in the video without missing any content.

Video viewing granted to Optum Rx Health care professionals website viewers.



Watch the video to learn what to do when you witness or suspect abuse, neglect, or exploitation by clicking [HERE](#).



Remember!

- The first step in the process is to recognize the signs.
- When abuse, neglect, or exploitation is suspected, action must be taken.
- EVERYONE should report an incident.

Review the following procedures and resources so that you know where to access the processes to follow if you suspect abuse, neglect and/or exploitation.

- [Eldercare Locator](#)
- [Domestic Abuse Helpline for Men](#)
- [Women's Law Initiative](#)
- [Love Doesn't have to Hurt Teens](#)
- [National Domestic Violence Hotline](#)
- [Childhelp](#)
- ANE Links by State - See download below.



ANE reporting.pdf
49.7 KB



Knowledge Check





Answer the questions below to see how much you know about reporting and resources for abuse, neglect and exploitation. Since you are viewing this as a PDF, you will not be able click on the radio buttons to select the answer or use the Submit button; however, the answers do appear after the last question so you can check your answers.

Which of the following statements is true?

- ☐ The primary concern is both for the victim and the abuser.
- ☐ The primary concern is to get the abuser the help they need.
- ☐ The primary concern is for the victim.
- ☐ The primary concern is for the abuser.

SUBMIT

If you suspect abuse, what should you do?

- ☐ Witnessed abuse must be documented and investigated accurately.
- ☐ It is up to to you if suspected abuse should be documented.
- ☐ Follow procedure to document and report it.
- ☐ Ignore abuse; it is none of our business.

SUBMIT

Fill in the blank.

Report _____ when you suspect abuse, neglect, or exploitation.

-
- ☐ Within the next week
 - ☐ Within the next business day
 - ☐ Within the next two weeks
 - ☐ Immediately

SUBMIT



The answers to the questions are:

1. C - The primary concern is for the victim.
2. B - Follow procedure to document and report it.

3. D - Report immediately when you suspect abuse, neglect, exploitation.

Please choose the buttons to learn more about each topic. If you feel the content will be too triggering to review, please choose the Wrap up button.

Click the button to learn more about what is abuse, neglect and exploitation.

WHAT

Click the button to learn more about recognizing abuse, neglect and exploitation.

RECOGNIZE

Click the button to access wrap up.

WRAP UP

What is abuse, neglect and exploitation


Watch the video below to learn about what is abuse, neglect, and exploitation.



Video note:

The video below contains background music without narration. Before the video starts (or at any point during the video), you can mute the music and read the information in the video without missing any content.

Video viewing granted to Optum Rx Health care professionals website viewers.



**What is abuse,
neglect, and
exploitation**

Optum

Watch video

Click [HERE](#) to watch the What is abuse, neglect and exploitation video.





Knowledge Check

Answer the questions below to see how much you know about what is abuse, neglect and exploitation. Since you are viewing this as a PDF, you will not be able click on the radio buttons to select the answer or use the Submit button; however, the answers do appear after the last question so you can check your answers.

_____ is the action or fact of treating someone unfairly in order to benefit or profit from the resources (money, influence, body) of the other.

- ☐ Abuse
- ☐ Neglect
- ☐ Exploitation

SUBMIT

_____ is frequently defined as the failure of a parent or other person with responsibility for another to provide needed food, clothing, shelter, medical care, or supervision.

- ☐ Abuse
- ☐ Neglect
- ☐ Exploitation

SUBMIT

_____ is to intentionally treat someone in a harsh or harmful way or in a way that causes damage.

☐

Abuse

☐

Neglect

☐

Exploitation

SUBMIT

The types of neglect that are covered in this include:

(Select all that apply.)

☐

Active neglect

☐

Child neglect

☐

Educational neglect

☐

Passive neglect

☐

Self neglect

SUBMIT

_____ is when the caregiver or parent intentionally does not meet the needs of the person in their care.

☐

Active neglect

☐

Passive neglect

☐

Self neglect

SUBMIT

What is physical abuse?

☐

Physical abuse is using a person's religious or spiritual beliefs to manipulate, dominate or control them.

☐

Physical abuse is the intentional infliction of physical force that may result in bodily injury, pain or impairment.

☐

Physical abuse is the illegal and/or improper use of funds, property, or assets.

☐

Physical abuse is the harassment of, threatening, another person, especially in a way that haunts the person physically or emotionally in a repetitive and devious manner.

SUBMIT



The answers to the questions are:

1. C - Exploitation is the action or fact of treating someone unfairly in order to benefit or profit from the resources (money, influence, body) of the other.
 2. B - Neglect is frequently defined as the failure of a parent or other person with responsibility for another to provide needed food, clothing, shelter, medical care, or supervision.
 3. A - Abuse is to intentionally treat someone in a harsh or harmful way or in a way that causes damage.
 4. A, D and E - The types of neglect that are covered in this training are:
 - Active neglect
 - Passive neglect
 - Self neglect
 5. A - Active neglect is when the caregiver or parent intentionally does not meet the needs of the person in their care.
 6. B - Physical abuse is the intentional infliction of physical force that may result in bodily injury, pain or impairment.
-

Please choose the buttons to learn more about each topic. If you feel the content will be too triggering to review, go to the wrap up.

Click the button to learn more about reporting and resources for abuse, neglect and exploitation.

REPORTING

Click the button to learn more about recognizing abuse, neglect and exploitation.

RECOGNIZE

Click the button to complete the wrap up.

WRAP UP

Recognizing abuse, neglect, and exploitation

Chances are that you will never see the whole picture or all of the signs of abuse, neglect or exploitation. Maybe you can only hear what someone says, see a pattern change in the paperwork, or notice a suspicious behavior. Knowing some of the general signs to recognize any abuse, neglect or exploitation is the start of being the help someone may need.

Emotional abuse

The signs of emotional abuse include the victim:

- **Being extremely withdrawn**
- **Being non-responsive**
- **Exhibiting passive behavior**
- **Exhibiting unusual behavior (e.g. sucking, rocking, biting, etc.)**



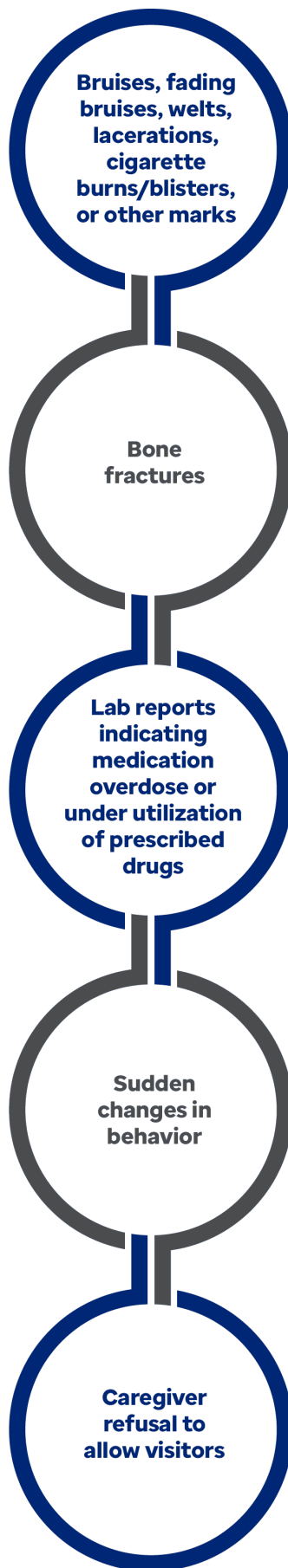
Sexual abuse

The signs of sexual abuse include:

- **Bruises around the breasts and genital area; unexplained vaginal or anal bleeding.**
- **Unexplained venereal diseases/genital infections.**
- **Unexplained pregnancy in a child (usually under the age of 14).**

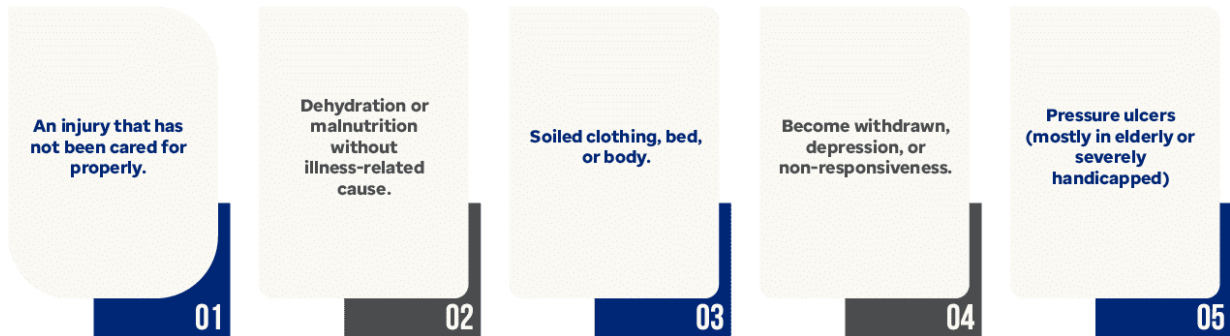
Physical abuse

Signs of physical abuse may include:



Neglect

The signs of neglect include the victim has:



Exploitation



Signs of financial exploitation appear similar to material & financial abuse and may also include:

1. Unpaid bills despite financial ability to pay
2. Sudden changes in banking practices
3. Missing funds or valuables

4. Altered wills and trusts or no access to own funds

Elder abuse

Watch the video below to learn how to recognize the risks and indications of Elder Abuse.



Video note:

The video below contains background music and narration. Before the video starts (or at any point during the video), you can mute the sound and turn on the closed captions or you can read the transcript of the video below it without missing any content.

Video viewing granted to Optum Rx Health care professionals website viewers.



Watch the Recognizing the risks and indications of elder abuse video by clicking [HERE](#).

Recognizing the risks and indications of Elder Abuse video transcript —

Elder abuse can occur anywhere in the victim's own home, in the home of a family member or in nursing homes or other institutions. It affects seniors across all socioeconomic groups, cultures, and races. Based on available information, women and older elders are more likely to be victimized. Factors that increase the risk of someone being a victim of elder abuse include dementia, mental health, and substance abuse issues on the part of both abusers and victims and isolation. Five main types of elder abuse include physical abuse, financial abuse and exploitation, neglect, emotional abuse, and sexual abuse. If you see slap marks, unexplained bruises, pressure marks, and certain types of burns or blisters, such as cigarette burns, then it is potentially an indication of physical abuse. Sudden changes in finances and accounts, altered wills, altered trusts, unusual bank withdrawals, checks written as loans or gifts, and loss of property is an indication of financial abuse and exploitation. An indication of neglect includes the presence of pressure ulcers, filth, lack of medical care, malnutrition, or dehydration. Withdrawal from normal activities, unexplained changes in alertness or other behavioral changes is an indication of emotional abuse. An indication of sexual abuse in elders can include bruises around the breast or genital area and unexplained sexually transmitted diseases. Keeping an eye out for these risk factors and indications can help save someone from elder abuse.

Domestic abuse

Watch the video below to learn how to recognize the risks of domestic abuse.



Video note:

The video below contains background music without narration. Before the video starts (or at any point during the video), you can mute the music and read the information in the video without missing any content.

Video viewing granted to Optum Rx Health care professionals website viewers.



Watch the What are the risks of domestic video by clicking [HERE](#).

Child abuse

All of the causes of child abuse are not known, but a significant amount of research points to several factors that put children at risk. There are many reasons why some people have difficulty meeting the demand of parenthood including:



None of the reasons are the fault of the child. **NONE.**



Because of the dynamics in the parent-child relationship, it is important to notice the signs in a child who is abused but to also recognize some of the signs of the abuser.

Consider the possibility of physical and/or emotional abuse when the child...

Has not received help for physical or medical problems brought to the parent's attention.

Has learning problems that cannot be attributed to specific physical or psychological causes.

Is overly compliant, passive or withdrawn.

Seems frightened of the parents and protests or cries when it is time to go home.

Has attempted or talked about suicide.



Consider the possibility of physical and/or emotional abuse when the adult...

- Offers conflicting, unconvincing or no explanation for the child's injury.
- Denies the existence of or blames the child for the child's problems in school or at home.
- Demands a level of physical or academic performance the child cannot achieve.
- Uses harsh physical discipline and/or asks teachers or other caretakers to use harsh physical discipline if the child misbehaves.
- Refuses to consider offers of help for the child's problems.

Watch the video to learn the signs of sexual abuse in children.



Video note:

The video below contains background music without narration. Before the video starts (or at any point during the video), you can mute the music and read the information in the video without missing any content.

Video viewing granted to Optum Rx Health care professionals website viewers.



Watch the Recognizing the signs of sexual abuse in children video by clicking [HERE](#).

Consider the possibility of neglect when the child...



**Is frequently
absent from
school.**



**Begs or steals
food or
money.**



**Lacks
medical care.**



**Is
consistently
dirty or has
severe body
odor.**



**Lacks
sufficient
clothing for
the weather
or the season.**



**Abuses
alcohol or
other drugs.**




**States there
is no one
home to
provide care.**



Consider the possibility of neglect when the adult...

- Appears to be indifferent to the child, shows little concern.
- Is abusing alcohol or other drugs.
- Seems apathetic, depressed or behaves irrationally or in a bizarre manner.





Answer the questions below to see how much you know about recognizing abuse, neglect and exploitation. Since you are viewing this as a PDF, you will not be able click on the radio buttons to select the answer or use the Submit button; however, the answers do appear after the last question so you can check your answers.

Which of the following is a sign of physical abuse?

- ☐ Pressure sores
- ☐ Bone fractures
- ☐ Attempted suicide
- ☐ Dehydration

SUBMIT

Which of the following is **NOT** a sign of neglect in a child?

- ☐ Consistently has severe body odor
- ☐ Abuses alcohol
- ☐ Lacks medical care
- ☐ Withdrawn

SUBMIT

Which of the following is considered a risk factor of child abuse?

- ☐ Parent is unemployed.

- ☐ Parent lives outside of the home.
- ☐ Parent has a lack of parenting knowledge.
- ☐ Parent is of a different race than the child.

SUBMIT

Which of the following parent or caregiver behaviors may be an indicator of potential child neglect?


(Select all that apply.)

- ☐ Appears to be indifferent to the child or show little concern.
- ☐ Is abusing alcohol or other drugs.
- ☐ Offers conflicting, unconvincing, or no explanation for the child's injury.

☐

Seems apathetic, depressed, or behaves irrationally or in a bizarre manner.

SUBMIT



The answers to the questions are:

1. A - One of the signs of physical abuse is bone fractures.
2. D - Withdrawn is NOT a sign of neglect in a child.
3. C - The parent having a lack of parenting knowledge is a risk of child abuse.
4. A, B and D - Consider the possibility of neglect when the adult
 - Appears to be indifferent to the child, show little concern.
 - Is abusing alcohol or other drugs.
 - Seems apathetic, depressed or behaves irrationally or in a bizarre manner.

Please use the buttons to review content from the other sections of the course; otherwise, if you feel the content will be too triggering or if you've completed the other sections of the course, choose the wrap up button.

Click the button to learn more about reporting and resources for abuse, neglect and exploitation.

REPORTING

Click the button to learn more about what is abuse, neglect and exploitation.

WHAT IS

Click the button to complete the wrap up.

WRAP UP

Wrap Up



You completed the 2024 Abuse, Neglect & Exploitation training. Please remember to report any suspicious behaviors or activities.



Since you have completed training, you can now say, yes I can...


1. Locate policies for and know how to report suspected abuse, neglect and exploitation.
2. Describe the major types of abuse, neglect and exploitation.
3. Recognize the general signs of abuse, neglect, and exploitation.
4. Identify key risk factors and specific signs for children, elderly, and domestic partners.

Did you find them?



Throughout this course you will find three different purple flowers. Did you find them?

Here are where the different purple flowers were in the training.



You can now close this training.

